

# The Election of 1800

Thomas Jefferson/Aaron Burr      John Adams/Charles C. Pinckney

---

CT		9
DE		3
GA	4	
KY	4	
MD	5	5
MA		16
NH		6
NJ		7
NY	12	
NC	8	4
PA	8	7
RI		4(3)
SC	8	
TN	3	
VT		4
VA	21	

---

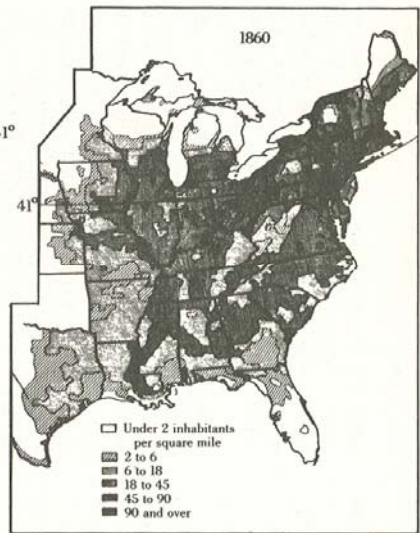
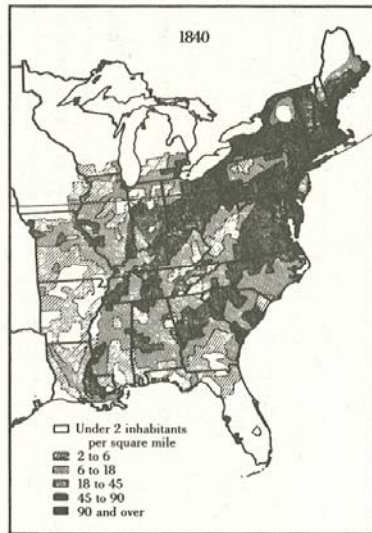
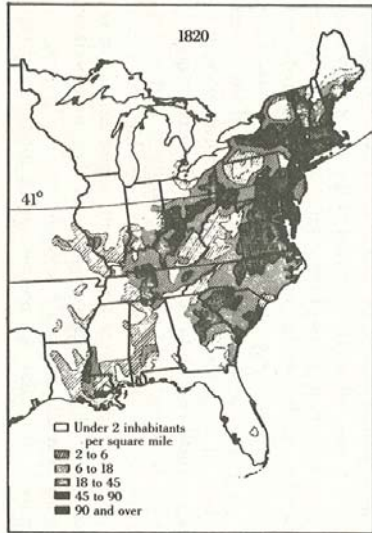
73(73)

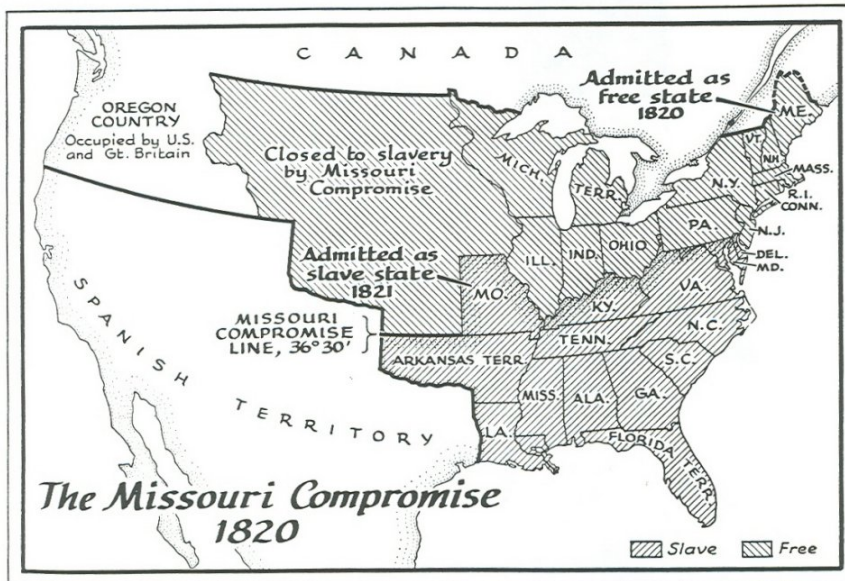
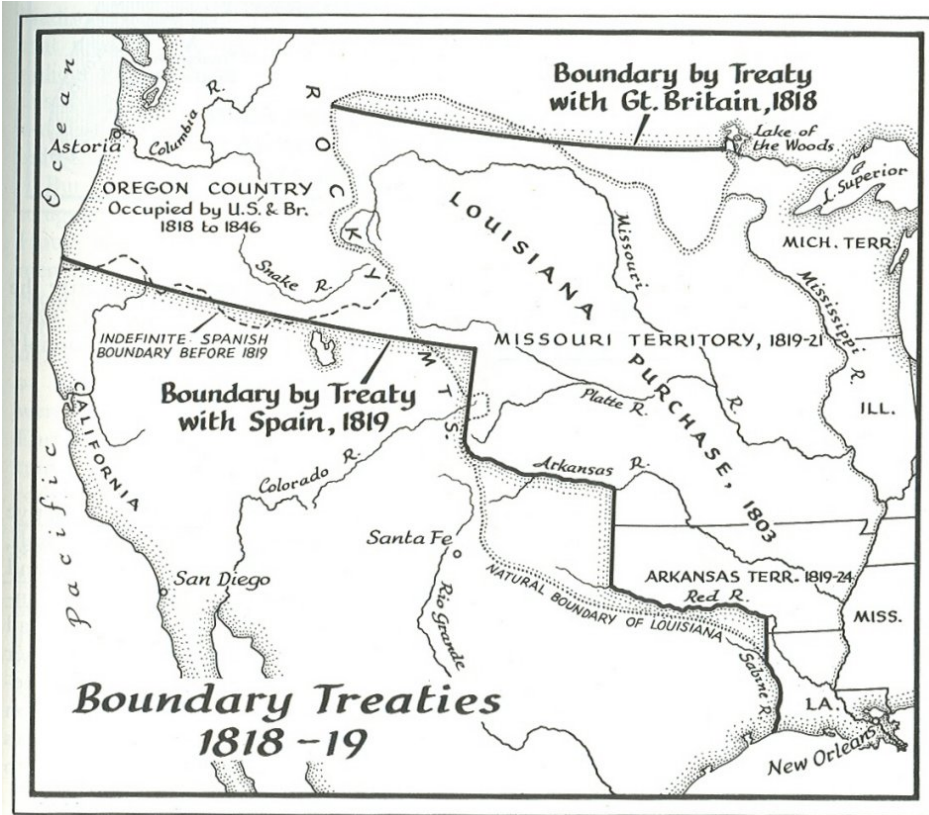
65(64)



**Table 1a.**  
**The Inclusion of New States**

State	Admitted	Slavery Status	Total Free States	Total Slave States	Population at Entry	US Population at Previous Census
Original 13	1787-1790	<b>See Notes</b>	7	6	3-4,000,000	
Vermont	1791	Free	8	6	92,329	3,929,214
Kentucky	1792	Slave	8	7	103,133	3,929,214
Tennessee	1796	Slave	8	8	77,638	3,929,214
Ohio	1803	Free	9	8	100,984	5,308,483
Louisiana	1812	Slave	9	9	91,926	7,239,881
Indiana	1816	Free	10	9	98,115	7,239,881
Mississippi	1817	Slave	10	10	62,205	7,239,881
Illinois	1818	Free	11	10	46,625	7,239,881
Alabama	1819	Slave	11	11	116,016	7,239,881
Maine	1820	Free	12	11	298,335	9,638,459
Missouri	1821	Slave	12	12	73,973	9,638,459
Arkansas	1836	Slave	12	13	70,700	12,886,020
Michigan	1837	Free	13	13	158,079	12,886,020
Florida	1845	Slave	13	14	70,961	17,069,453
Texas	1845	Slave	13	15	212,592	17,069,453
Iowa	1846	Free	14	15	132,573	17,069,453
Wisconsin	1848	Free	15	15	360,577	17,069,453
California	1850	Free	16	15	92,597	23,191,876
Minnesota	1858	Free	17	15	138,834	23,191,876
Oregon	1859	Free	18	15	48,428	23,191,876
Kansas	1861	Free	19	15	132,925	31,443,321
West Virginia	1863	Free	20	15	296,286	31,443,321
Nevada	1864	Free	36	0	21,111	31,443,321
Nebraska	1867	Free	37	0	94,747	31,443,321
Colorado	1876	Free	38	0	132,542	39,818,449
North Dakota	1889	Free	39	0	175,576	50,155,783
South Dakota	1889	Free	40	0	323,567	50,155,783
Montana	1889	Free	41	0	132,548	50,155,783
Washington	1889	Free	42	0	329,020	50,155,783
Idaho	1890	Free	43	0	88,548	62,947,714
Wyoming	1890	Free	44	0	62,555	62,947,714
Utah	1896	Free	45	0	250,361	62,947,714
Oklahoma	1907	Free	46	0	1,396,900	75,994,575
Arizona	1912	Free	47	0	230,000	91,972,266
New Mexico	1912	Free	48	0	333,600	91,972,266
Alaska	1960	Free	49	0	226,000	178,464,236
Hawaii	1960	Free	50	0	633,000	178,464,236







# The Election of 1828

	Popular Vote	Electoral Vote
Andrew Jackson (Democrat)	638,348	178
John Quincy Adams (Whig)	507,440	83

